

IFSL Arbion

Fund Charges and Costs

This document summarises the charges for investors and the costs incurred in running the fund(s) in the table below.

They include entry and exit charges, ongoing charges and performance fees, all of which are included in the relevant Key Investor Information Document (KIID). In addition, we have provided portfolio transaction costs (the expenses associated with buying and selling assets such as shares and bonds), which are not included in the KIID.

Definitions

Entry charge

This is the maximum that might be taken out of your money before it is invested.

Exit charge

IFSL does not apply an exit charge on any of these funds.

Performance fee

IFSL does not apply a performance fee on any of these funds.

Ongoing charge*

This charge covers all aspects of operating the fund during the year, including fees paid for investment management, administration, and the independent oversight functions.

Transaction costs

These costs are incurred when buying and selling underlying investments including shares, bonds and other types of assets.

These costs are a necessary part of buying and selling a fund's underlying investments in order to achieve the investment objective.

*From January 2024, the Ongoing Charge calculation no longer includes where relevant, charges incurred by closed-ended vehicles such as investment trusts.

In the case of shares, where applicable, broker commissions, transfer taxes and stamp duty are paid by the fund on each transaction. In addition, there is a dealing spread between the buying and selling prices of the underlying investments. Unlike shares, other types of investments (such as bonds, money market instruments, derivatives) have no separately identifiable transaction costs; these costs form part of the dealing spread. Dealing spreads vary considerably depending on the transaction value and market sentiment. Comparing portfolio transaction costs for a range of funds may give a false impression of the relative costs of investing in them for the following reasons:

- Transaction costs do not necessarily reduce returns. The net impact of dealing is the combination of the effectiveness of the manager's investment decisions in improving returns and the associated costs of investment.
- Historic transaction costs are not an effective indicator of the future impact on performance.
- Transaction costs for buying and selling investments due to other investors joining or leaving the fund may be recovered from those investors.
- Transaction costs for buying and selling investments due to other investors joining or leaving the fund may be recovered from those investors.
- Transaction costs vary depending on the types of investment in which a fund invests.
- As the manager's investment decisions are not predictable, transaction costs are also not predictable.



Investment Fund Services Limited. Registered in England and Wales (Company Registration Number 06110770). Registered Office: Marlborough House, 59 Chorley New Road, Bolton BL1 4QP


Authorised and regulated by the Financial Conduct Authority and a member of The Investment Association

Investment Fund Services

IFSL Arbion Fund Charges and Costs

ISIN Name	Fund Entry	Entry Charge	Exit Charge	Performance Fee	Ongoing Charge Date	Ongoing Charge	Transaction Costs Date	Transaction Costs
GB00BKPC9257	IFSL Arbion Balanced Opportunities Fund Class A Shares Acc	0.00%	0.00%	N/A	31/08/2024	1.13%	31/10/2024	0.14%
GB00BKPC9364	IFSL Arbion Balanced Opportunities Fund Class A Shares Inc	0.00%	0.00%	N/A	31/08/2024	1.13%	31/10/2024	0.14%
GB00BQPFYW10	IFSL Arbion Balanced Opportunities Fund Class I Shares Acc	0.00%	0.00%	N/A	Estimate	0.88%	Estimate	0.14%
GB00BQPG1346	IFSL Arbion Balanced Opportunities Fund Class I Shares Inc	0.00%	0.00%	N/A	Estimate	0.88%	Estimate	0.14%
GB00BN7HRC50	IFSL Arbion Balanced Opportunities Fund Class X Shares Acc	0.00%	0.00%	N/A	31/08/2024	0.88%	31/10/2024	0.14%
GB00BN7HRD67	IFSL Arbion Balanced Opportunities Fund Class X Shares Inc	0.00%	0.00%	N/A	31/08/2024	0.88%	31/10/2024	0.14%
GB00BKY5HK90	IFSL Arbion Balanced Opportunities Fund EUR Hedged	0.00%	0.00%	N/A	31/08/2024	1.18%	31/10/2024	0.14%
GB00BKY5HL08	IFSL Arbion Balanced Opportunities Fund USD Hedged	0.00%	0.00%	N/A	31/08/2024	1.18%	31/10/2024	0.14%
GB00BPCK9G11	IFSL Arbion Balanced Opportunities Fund Class Z Shares Acc	0.00%	0.00%	N/A	Estimate	0.13%	Estimate	0.14%
GB00BRT73X47	IFSL Arbion Balanced Opportunities Fund Class Z Shares Inc	0.00%	0.00%	N/A	Estimate	0.13%	Estimate	0.14%
GB00BKPC9703	IFSL Arbion Sovereign Opportunities Fund Class A Shares Acc	0.00%	0.00%	N/A	31/08/2024	0.60%	31/10/2024	0.28%
GB00BKPC9810	IFSL Arbion Sovereign Opportunities Fund Class A Shares Inc	0.00%	0.00%	N/A	31/08/2024	0.60%	31/10/2024	0.28%
GB00BQPG1676	IFSL Arbion Sovereign Opportunities Fund Class I Shares Acc	0.00%	0.00%	N/A	Estimate	0.48%	Estimate	0.28%
GB00BQPG1783	IFSL Arbion Sovereign Opportunities Fund Class I Shares Inc	0.00%	0.00%	N/A	Estimate	0.48%	Estimate	0.28%
GB00BN7HRH06	IFSL Arbion Sovereign Opportunities Fund Class X Shares Acc	0.00%	0.00%	N/A	31/08/2024	0.48%	31/10/2024	0.28%

 Marlborough House, 59 Chorley New Road, Bolton, BL1 4QP
 Investor Support: 0808 178 9321

 Email: enquiries@ifslfunds.com
 Website: www.ifslfunds.com

Investment Fund Services

IFSL Arbion Fund Charges and Costs

ISIN Name	Fund Entry	Entry Charge	Exit Charge	Performance Fee	Ongoing Charge Date	Ongoing Charge	Transaction Costs Date	Transaction Costs
GB00BN7HRJ20	IFSL Arbion Sovereign Opportunities Fund Class X Shares Inc	0.00%	0.00%	N/A	31/08/2024	0.48%	31/10/2024	0.28%
GB00BKY5HP46	IFSL Arbion Sovereign Opportunities Fund EUR Hedged	0.00%	0.00%	N/A	31/08/2024	0.65%	31/10/2024	0.28%
GB00BKY5HQ52	IFSL Arbion Sovereign Opportunities Fund USD Hedged	0.00%	0.00%	N/A	31/08/2024	0.65%	31/10/2024	0.28%
GB00BRT74080	IFSL Arbion Sovereign Opportunities Fund Class Z Shares Acc	0.00%	0.00%	N/A	Estimate	0.10%	Estimate	0.28%
GB00BRT74197	IFSL Arbion Sovereign Opportunities Fund Class Z Shares Inc	0.00%	0.00%	N/A	Estimate	0.10%	Estimate	0.28%
GB00BNG2G466	IFSL Arbion Global Opportunities Fund Class A Shares Acc	0.00%	0.00%	N/A	31/08/2024	1.17%	31/10/2024	0.18%
GB00BNG2G573	IFSL Arbion Global Opportunities Fund Class A Shares Inc	0.00%	0.00%	N/A	31/08/2024	1.17%	31/10/2024	0.18%
GB00BQPG1452	IFSL Arbion Global Opportunities Fund Class I Shares Acc	0.00%	0.00%	N/A	Estimate	0.92%	Estimate	0.18%
GB00BQPG1569	IFSL Arbion Global Opportunities Fund Class I Shares Inc	0.00%	0.00%	N/A	Estimate	0.92%	Estimate	0.18%
GB00BNG2G680	IFSL Arbion Global Opportunities Fund Class X Shares Acc	0.00%	0.00%	N/A	31/08/2024	0.92%	31/10/2024	0.18%
GB00BNG2G797	IFSL Arbion Global Opportunities Fund Class X Shares Inc	0.00%	0.00%	N/A	31/08/2024	0.92%	31/10/2024	0.18%
GB00BNG2HW17	IFSL Arbion Global Opportunities Fund EUR Hedged	0.00%	0.00%	N/A	31/08/2024	1.22%	31/10/2024	0.18%
GB00BNG2HX24	IFSL Arbion Global Opportunities Fund USD Hedged	0.00%	0.00%	N/A	31/08/2024	1.22%	31/10/2024	0.18%
GB00BRT73Y53	IFSL Arbion Global Opportunities Fund Class Z Shares Acc	0.00%	0.00%	N/A	Estimate	0.17%	Estimate	0.18%
GB00BRT73Z60	IFSL Arbion Global Opportunities Fund Class Z Shares Inc	0.00%	0.00%	N/A	Estimate	0.17%	Estimate	0.18%

 Marlborough House, 59 Chorley New Road, Bolton, BL1 4QP

 Investor Support: 0808 178 9321

 Email: enquiries@ifslfunds.com

 Website: www.ifslfunds.com