

**Benchmark**

Benchmark	Mstar (IA) UK All Companies
IA sector	UK All Companies

**Identification Codes**

Sedol code	B907GH2
Mex code	FMCIAL
ISIN code	GB00B907GH23

**Fund Overview**

Price	Bid 1851.60p
	Offer 1851.60p (02/01/2025)
Historic yield	1.25%
Fund size	£565.4m
Number of holdings	141
Portfolio turnover rate	38.51%

**Charges**

Initial charge	0.00%
Exit charge	None
Performance fees	No
Ongoing Charges	0.77%

**Fund Background**

Valuation point	Daily 12:00
Fund type	Unit Trust
Launch date	31/12/2012
Launch price	£0.50
Fund currency	Pound Sterling
Fund domicile	United Kingdom
NISA allowable?	Yes
SIPP allowable?	Yes

**Dealing**

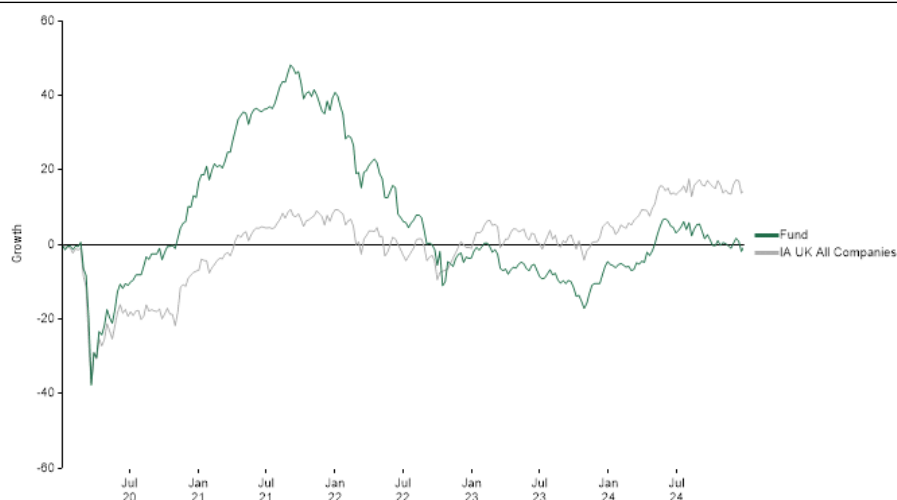
Settlement period: buy	4 days
Settlement period: sell	4 days
Pricing basis	Forward

**Distribution Dates**

Ex dividend date(s)	Income payment date (s)
20th December	20th February
20th June	20th August

**Aims**


The aim of the Fund is to provide capital growth, that is, to increase the value of your investment, over a minimum of 5 years, however, there is no certainty this will be achieved.

**Performance**

**Cumulative Performance (%)**

	1 year	3 years	5 years	10 years
Fund	4.07%	-29.48%	0.06%	78.93%
Sector	7.95%	5.19%	15.62%	67.18%
Rank	171/201	195/197	166/189	62/157
Quartile	4	4	4	2

**Discrete Performance (%) - to last month end**

	12/23 to 12/24	12/22 to 12/23	12/21 to 12/22	12/20 to 12/21	12/19 to 12/20
Fund	4.07%	-0.97%	-31.57%	21.00%	17.26%

**Fund Managers**


Name:	Eustace Santa Barbara	Guy Feld
Manager for:	10 yrs, 4 mths	4 yrs, 0 mths

**Ratings**

**Group Details**

Group address	Marlborough House, 59 Chorley New Road, Bolton, BL1 4QP
Group telephone	0808 145 2500
Dealing telephone	0808 145 2501
Email	<a href="mailto:service@marlboroughgroup.com">service@marlboroughgroup.com</a>
Homepage	<a href="http://www.marlboroughgroup.com">www.marlboroughgroup.com</a>
Fax number	01204 533045

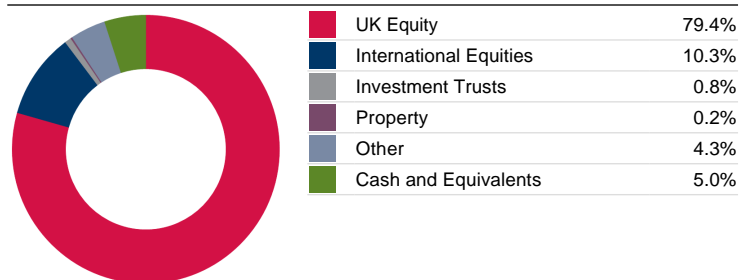
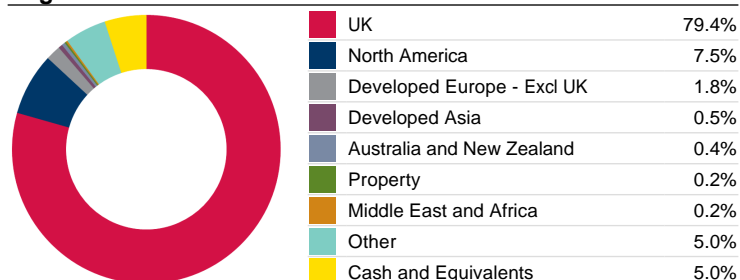
Capital is at risk. The value and income from investments can go down as well as up and are not guaranteed. An investor may get back significantly less than they invest. Past performance is not a reliable indicator of current or future performance and should not be the sole factor considered when selecting funds.

Performance data is sourced by Morningstar and is calculated on a NAV-NAV basis, net of fees and reinvestment of all dividends and capital gains. The remaining data is sourced by Investment Fund Services Limited (IFSL).

Data accurate as of 02/01/2025.

**Top 10 Holdings**

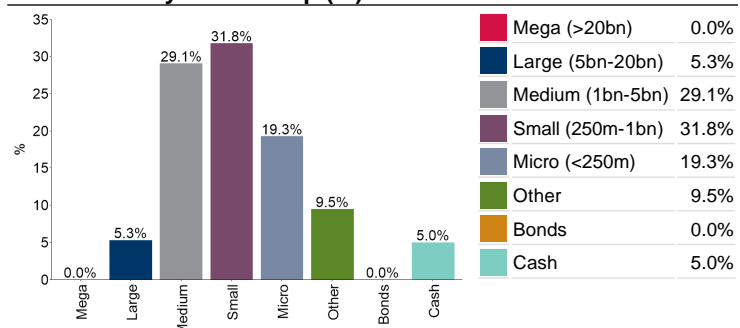
Name	% Weight	Country	Sector
1 TRUSTPILOT GROUP	3.2	United Kingdom	Technology
2 ALPHA GROUP INTERNATIONAL	2.6	United Kingdom	Financials
3 GLOBALDATA	2.0	United Kingdom	Industrials
4 NCC GROUP	2.0	United Kingdom	Technology
5 ZEGONA COMMUNICATIONS	1.8	United Kingdom	Telecommunications
6 GB GROUP	1.8	United Kingdom	Technology
7 IG DESIGN GROUP	1.7	United Kingdom	Consumer Staples
8 SCA INVESTMENTS LTD	1.6	Non-Classified	Non-Classified
9 BOKU INC	1.6	United States	Industrials
10 CRANSWICK	1.5	United Kingdom	Consumer Staples

**Asset Allocation**

**Regional Allocation**

**Industry Sector Breakdown**

Equities	Percentage
Industrials	22.0%
Technology	15.8%
Consumer Discretionary	14.6%
Financials	9.9%
Basic Materials	6.2%
Health Care	5.5%
Energy	3.6%
Telecommunications	3.3%
Bonds	
Others	
Consumer Staples	7.1%
Non-Classified	4.8%
Real Estate	2.2%
Cash and Equivalents	5.0%

**Top Country Weightings**

Country	Percentage
United Kingdom	79.4%
United States	4.3%
Canada	3.1%
Germany	0.8%
Norway	0.7%
Singapore	0.5%
France	0.4%
Australia	0.4%
Direct Property and REITs	0.2%
Other	5.2%
Cash	5.0%

**Breakdown By Market Cap (%)**


Data for the above tables is sourced by Investment Fund Services Limited (IFSL) and presented by Broadridge Financial Solutions Inc. Allocations are subject to change.

This fact sheet may also contain data provided by FTSE International Limited ("FTSE") © FTSE 2024. "FTSE®" is a trade mark of the London Stock Exchange Group companies and is used by FTSE International Limited under licence. All rights in the FTSE indices and / or FTSE ratings vest in FTSE and/or its licensors. Neither FTSE nor its licensors accept any liability for any errors or omissions in the FTSE indices and / or FTSE ratings or underlying data. No further distribution of FTSE Data is permitted without FTSE's express written consent.

Capital is at risk. The value and income from investments can go down as well as up and are not guaranteed. An investor may get back significantly less than they invest. Past performance is not a reliable indicator of current or future performance and should not be the sole factor considered when selecting funds. The Fund will be exposed to stock markets and market conditions can change rapidly. Prices can move irrationally and be affected unpredictably by diverse factors, including political and economic events. The Fund will be exposed to smaller companies which are typically riskier than larger, more established companies. Difficulty in trading may arise, resulting in a negative impact on your investment. Shares in smaller companies may be harder to sell at a desired price and/or in a timely manner, especially in difficult market conditions. The Fund invests mainly in the UK therefore investments will be vulnerable to sentiment in that market which may strongly affect the value of the Fund. In certain market conditions some assets may be less predictable than usual. This may make it harder to sell at a desired price and/or in a timely manner. In extreme market conditions redemptions in the underlying funds or the Fund itself may be deferred or suspended.

This document is provided for general information purposes only and is not personal advice to anyone to invest in any fund or product. The Elite Rating™ system is proprietary to FundCalibre Ltd, but should not be taken as a recommendation. The RSMR Rated Fund is proprietary to Rayner Spencer Mills Research Limited, but should not be taken as a recommendation.

The Key Investor Information Documents and the Prospectuses for all funds are available, in English, free of charge and can be obtained directly using the contact details in the Group Details section. They can also be downloaded from [www.marlboroughgroup.com](http://www.marlboroughgroup.com). An investor must always read these before investing. Information taken from trade and other sources is believed to be reliable, although we don't represent this as accurate or complete and it shouldn't be relied upon as such. Calls may be recorded for training and monitoring purposes.

Issued by Marlborough Investment Management Limited, authorised and regulated by the Financial Conduct Authority (reference number 115231). Registered office: Marlborough House, 59 Chorley New Road, Bolton, BL1 4QP. Registered in England No. 01947598.

Data accurate as of 02/01/2025.