

Benchmark

Benchmark	Mstar (IA) Global Mixed Bond
IA sector	Global Mixed Bond

Identification Codes

Sedol code	0347473
Mex code	FMM
ISIN code	GB0003474730

Fund Overview

Price	Bid 132.35p
	Offer 132.35p (01/04/2025)
Distribution yield	2.64%
Fund size	£121.8m
Number of holdings	104
Portfolio turnover rate	38.22%

Concentration Coefficient*

42

Concentrated Diverse
Charges

Initial charge	5.00%
Exit charge	None
Performance fees	No
Ongoing Charges	1.16%

Fund Background

Valuation point	Daily 12:00
Fund type	Unit Trust
Launch date	05/08/1987
Launch price	£0.50
Fund currency	Pound Sterling
Fund domicile	United Kingdom
NISA allowable?	Yes
SIPP allowable?	Yes

Dealing

Settlement period: buy	4 days
Settlement period: sell	4 days
Pricing basis	Forward

Distribution Dates

Ex dividend date(s)	Income payment date (s)
20th August	20th October
20th February	20th April

Aims

The aim of the Fund is to provide both income, that is money paid out from an investment as interest, and capital growth, that is to increase the value of your investment. The Fund aims to outperform the average of the IA Global Mixed Bond sector over any 5 year period, after any charges have been taken out of the Fund. There is no certainty that either aim of the Fund will be achieved.

Performance

Cumulative Performance (%)

	1 year	3 years	5 years	10 years
Fund	-0.12%	-1.70%	-2.09%	15.80%
Sector	3.65%	3.95%	4.74%	20.39%
Rank	-	-	-	-
Quartile	-	-	-	-

Discrete Performance (%) - to last month end

	03/24 to 03/25	03/23 to 03/24	03/22 to 03/23	03/21 to 03/22	03/20 to 03/21
Fund	-0.12%	2.08%	-3.59%	-2.84%	2.51%

Fund Managers

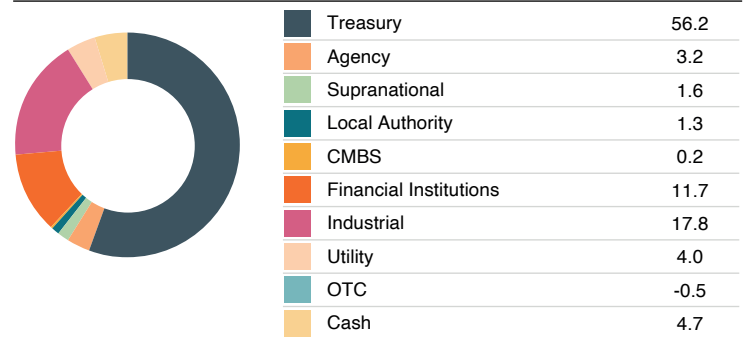
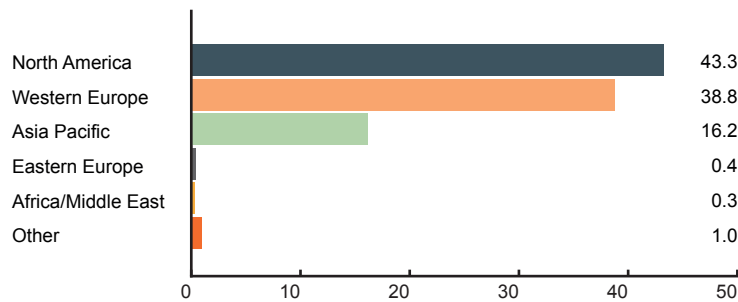
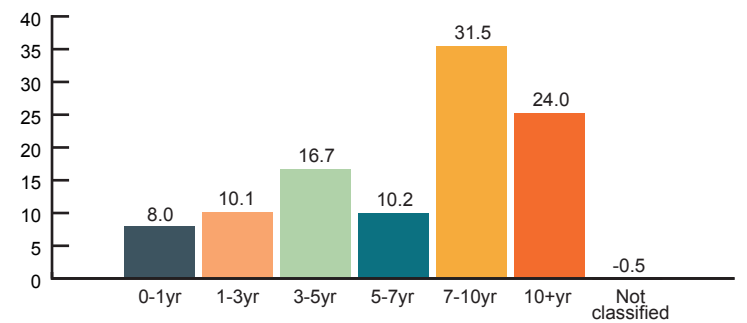

Name:	James Athey	Niall McDermott
Manager for:	0 yrs, 11 mths	6 yrs, 5 mths

Group Details

Group address	Marlborough House, 59 Chorley New Road, Bolton, BL1 4QP
Group telephone	0808 145 2500
Dealing telephone	0808 145 2501
Email	service@marlboroughgroup.com
Homepage	www.marlboroughgroup.com
Fax number	01204 533045

Top 10 Holdings

	Name	Weight (%)	Country	Sector
1	BUND DEAU BND 2.2 150234	6.2	Germany	Bonds
2	JAPAN GOV 2.2 200654	5.2	Japan	Bonds
3	BUNDESOLIGATI 2.4 180430	4.5	Germany	Bonds
4	4 5/8% Treasury Gilt 2034	4.3	United Kingdom	Bonds
5	US TREASURY 3.5 150233	3.7	United States	Bonds
6	DEUTSCHE II 0.1 150433	3.5	Germany	Bonds
7	4¼% Treasury Gilt 2034	2.9	United Kingdom	Bonds
8	USTN/B 3.875 150834	2.8	United States	Bonds
9	SWEDEN GOV 2.25 110535	2.7	Sweden	Bonds
10	AUSTRALIA GOV 4.25 211235	2.6	Australia	Bonds

Sector (%)

Country of Risk (%)

Maturity (%)

Credit Rating (%)

AAA	30.2
AA	29.5
A	18.5
BBB	17.2
BB	2.1
B	0.0
Not Classified	2.6

Currency (%)

US Dollar	27.3
Euro	22.3
Japanese Yen	29.0
British Pound	9.4
Australian Dollar	3.0
New Zealand Dollar	3.6
Swiss Franc	-3.4
Swedish Krona	0.4
Canadian Dollar	6.0
Danish Krone	0.9
Mexican Peso	1.4

Option Adjusted Duration

Duration	7.01 yrs
----------	----------

Data for the above tables is sourced by Investment Fund Services Limited (IFSL), Bloomberg and presented by Broadridge Financial Solutions Inc. Allocations are subject to change. Capital is at risk. The value and income from investments can go down as well as up and are not guaranteed. An investor may get back significantly less than they invest. Past performance is not a reliable indicator of current or future performance and should not be the sole factor considered when selecting funds. The Fund has exposure to bonds, the prices of which will be impacted by factors including; changes in interest rates, inflation expectations and perceived credit quality. When interest rates rise, bond values generally fall. This risk is generally greater for longer term bonds and for bonds with perceived lower credit quality. The Fund invests in other currencies. Changes in exchange rates will therefore affect the value of your investment. In certain market conditions some assets may be less predictable than usual. This may make it harder to sell at a desired price and/or in a timely manner. In extreme market conditions redemptions in the underlying funds or the Fund itself may be deferred or suspended. The insolvency of any institution providing services, such as safekeeping of assets or holding investments with returns linked to financial contracts (known as derivatives), may expose the Fund to financial loss. The Fund may enter into various financial contracts (known as derivatives) in an attempt to protect the value of the Fund's assets or to reduce the costs of investing, although this may not be achieved. This document is provided for general information purposes only and is not personal advice to anyone to invest in any fund or product. The Key Investor Information Documents and the Prospectuses for all funds are available, in English, free of charge and can be obtained directly using the contact details in the Group Details section. They can also be downloaded from www.marlboroughfunds.com. An investor must always read these before investing. Information taken from trade and other sources is believed to be reliable, although we don't represent this as accurate or complete and it shouldn't be relied upon as such. Calls may be recorded for training and monitoring purposes. Issued by Marlborough Investment Management Limited, authorised and regulated by the Financial Conduct Authority (reference number 115231). Registered office: Marlborough House, 59 Chorley New Road, Bolton, BL1 4QP. Registered in England No. 01947598. Portfolio Data accurate as of 01/04/2025. Breakdowns as at 31/03/2025.