

Benchmark

Benchmark Mstar (IA) Mixed Investment 40-85% Shares
IA sector Mixed Investment 40-85% Shares

Identification Codes

Sedol code B4LXDY0
Mex code FMCDEA
ISIN code GB00B4LXDY07

Fund Overview

Price Bid 287.59p
Offer 287.59p (03/02/2025)
Historic yield 1.45%
Fund size £63.2m
Number of holdings 37
Portfolio turnover rate 184.85%

Charges

Initial charge 0.00%
Exit charge None
Performance fees No
Ongoing Charges 1.16%

Fund Background

Valuation point Daily 12:00
Fund type Unit Trust
Launch date 31/12/2012
Launch price £0.50
Fund currency Pound Sterling
Fund domicile United Kingdom
NISA allowable? Yes
SIPP allowable? Yes

Dealing

Settlement period: buy 4 days
Settlement period: sell 4 days
Pricing basis Forward

Distribution Dates

Ex dividend date(s)	Income payment date (s)
28th February	30th April

Aims

The aim of the Fund is to increase the value of your investment over any 5 year period, through a combination of capital growth, that is, profit on investments, and some income, that is, money paid out of an investment, such as interest from bonds or dividends from shares. The Fund aims to outperform the average of the IA Mixed Investment 40-85% Shares sector, after charges, over any 5 year period. However, there is no certainty this will be achieved.

Performance

Cumulative Performance (%)

	1 year	3 years	5 years	10 years
Fund	13.33%	17.54%	29.89%	85.68%
Sector	12.59%	14.69%	28.51%	74.70%
Rank	94/211	72/190	83/170	34/104
Quartile	2	2	2	2

Discrete Performance (%) - to last month end

	01/24 to 01/25	01/23 to 01/24	01/22 to 01/23	01/21 to 01/22	01/20 to 01/21
Fund	13.33%	5.45%	-1.65%	5.79%	4.47%

Fund Managers

Multi-Asset solutions team

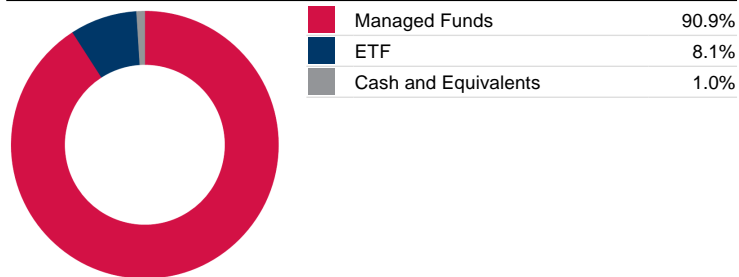
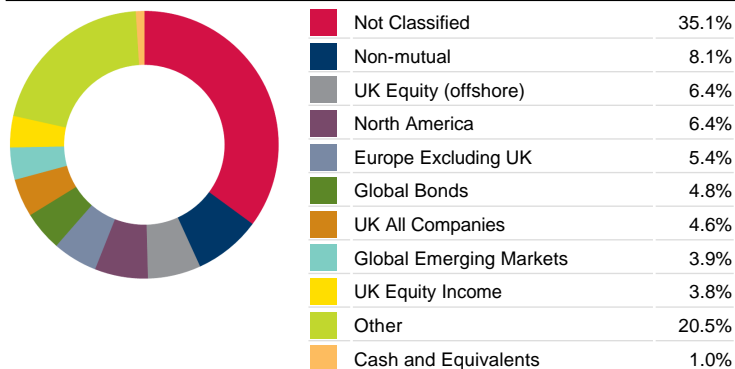
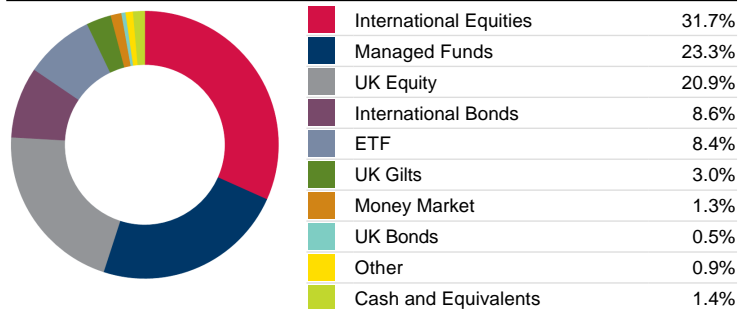
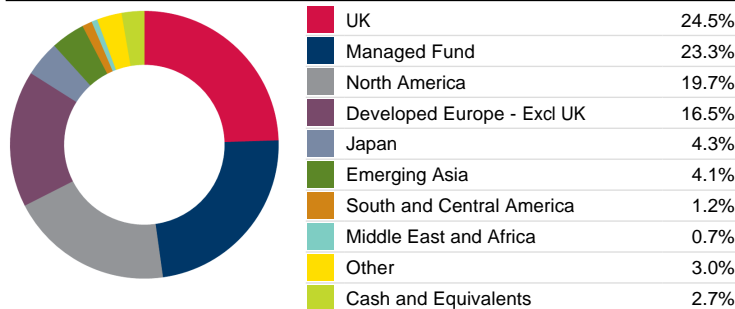
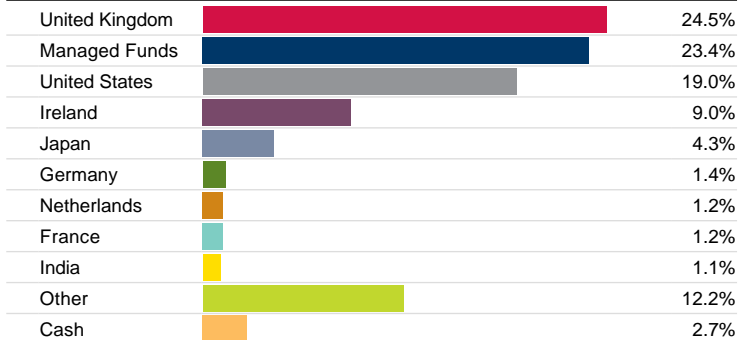
Group Details

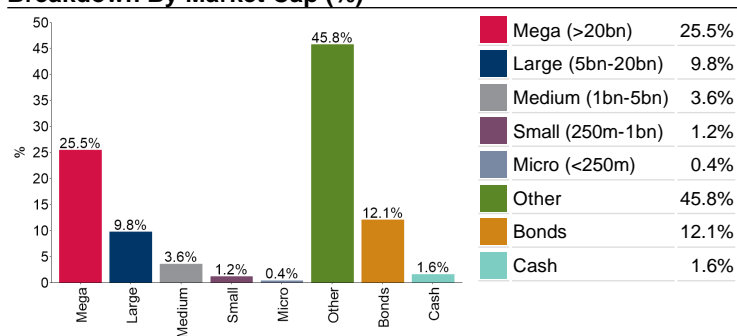
Group address Marlborough House, 59 Chorley New Road, Bolton, BL1 4QP
Group telephone 0808 145 2500
Dealing telephone 0808 145 2501
Email service@marlboroughgroup.com
Homepage www.marlboroughgroup.com
Fax number 01204 533045

Capital is at risk. The value and income from investments can go down as well as up and are not guaranteed. An investor may get back significantly less than they invest. Past performance is not a reliable indicator of current or future performance and should not be the sole factor considered when selecting funds.

Performance data is sourced by Morningstar and is calculated on a NAV-NAV basis, net of fees and reinvestment of all dividends and capital gains. The remaining data is sourced by Investment Fund Services Limited (IFSL).

Data accurate as of 03/02/2025.

Standard Portfolio Analysis
Asset Allocation

IA Sector Allocation

X-Ray Portfolio Analysis
X-Ray Asset Allocation

X-Ray Regional Allocation

Top Country Weightings


Breakdown By Market Cap (%)

Top 10 Analysis
Top 10 Holdings

Name	% Weight	Country	Sector
1 SPDR S&P 500 UCITS ETF	8.1	Ireland	Non-Classified
2 iShares iShares VII plc Core S&P 500 UCITS ETF USD (Acc)	7.5	Managed Funds	Managed Funds
3 XTrackers Xtrackers S&P 500 Equal Weight UCITS ETF Class 1C	6.7	Managed Funds	Managed Funds
4 iShares iShares plc Core FTSE 100 UCITS ETF GBP (Dist)	6.4	Managed Funds	Managed Funds
5 IFSL Evenlode Income Class C	4.6	Managed Funds	Managed Funds
6 iShares iShares II plc Core UK Gilts UCITS ETF GBP (Dist)	4.4	Managed Funds	Managed Funds
7 Vanguard FTSE U.K Equity Income Index GBP	3.8	Managed Funds	Managed Funds
8 GQG Partners US Equity Class I	3.7	Managed Funds	Managed Funds
9 Janus Henderson Investors European Focus Class I	3.5	Managed Funds	Managed Funds
10 Man Group GLG Sterling Corporate Bond Class F	3.0	Managed Funds	Managed Funds

Top 10 Holdings X-Ray Analysis

Name	% Weight	Country	Sector
1 iShares iShares II plc Core UK Gilts UCITS ETF GBP (Dist)	4.4	United Kingdom	Non-Classified
2 iShares iShares III plc Core MSCI Japan IMI UCITS ETF USD (Acc)	1.9	Japan	Non-Classified
3 Royal London Short-Term Money Market Class Y	1.1	Cash and Equivalents	Non-Classified
4 UNILEVER	0.9	United Kingdom	Consumer Staples
5 MICROSOFT CORPORATION	0.8	United States	Technology
6 NVIDIA CORPORATION	0.7	United States	Technology
7 APPLE	0.7	United States	Technology
8 RELX	0.7	United Kingdom	Consumer Discretionary
9 SHELL	0.7	United Kingdom	Energy
10 HSBC HOLDINGS	0.6	United Kingdom	Financials

Data for the above tables is sourced by Investment Fund Services Limited (IFSL) and presented by Broadridge Financial Solutions Inc. Allocations are subject to change.

This fact sheet may also contain data provided by FTSE International Limited ("FTSE") © FTSE 2024. "FTSE®" is a trade mark of the London Stock Exchange Group companies and is used by FTSE International Limited under licence. All rights in the FTSE indices and / or FTSE ratings vest in FTSE and/or its licensors. Neither FTSE nor its licensors accept any liability for any errors or omissions in the FTSE indices and / or FTSE ratings or underlying data. No further distribution of FTSE Data is permitted without FTSE's express written consent.

Capital is at risk. The value and income from investments can go down as well as up and are not guaranteed. An investor may get back significantly less than they invest. Past performance is not a reliable indicator of current or future performance and should not be the sole factor considered when selecting funds. The Fund has exposure to bonds, the prices of which will be impacted by factors including; changes in interest rates, inflation expectations and perceived credit quality. When interest rates rise, bond values generally fall. This risk is generally greater for longer term bonds and for bonds with perceived lower credit quality. The Fund invests in other currencies. Changes in exchange rates will therefore affect the value of your investment. Bonds that produce a higher level of income carry greater risk that the issuer will not be able to pay the income or repay the capital at maturity. In certain market conditions some assets may be less predictable than usual. This may make it harder to sell at a desired price and/or in a timely manner. In extreme market conditions redemptions in the underlying funds or the Fund itself may be deferred or suspended. The insolvency of any institution providing services, such as safekeeping of assets or holding investments with returns linked to financial contracts (known as derivatives), may expose the Fund to financial loss. The Fund may enter into various financial contracts (known as derivatives) in an attempt to protect the value of the Fund's assets or to reduce the costs of investing, although this may not be achieved. All or part of the fees and expenses may be charged to the capital of the Fund rather than being deducted from income. Future capital growth may be constrained as a result of this.

This document is provided for general information purposes only and is not personal advice to anyone to invest in any fund or product.

The Key Investor Information Documents and the Prospectuses for all funds are available, in English, free of charge and can be obtained directly using the contact details in the Group Details section. They can also be downloaded from www.marlboroughgroup.com. An investor must always read these before investing. Information taken from trade and other sources is believed to be reliable, although we don't represent this as accurate or complete and it shouldn't be relied upon as such. Calls may be recorded for training and monitoring purposes.

Issued by Marlborough Investment Management Limited, authorised and regulated by the Financial Conduct Authority (reference number 115231). Registered office: Marlborough House, 59 Chorley New Road, Bolton, BL1 4QP. Registered in England No. 01947598.

Data accurate as of 03/02/2025.