

IFSL

— Fund Services —

31 July 2024

The Value Assessment Report
IFSL James Hambro Umbrella Fund

*Industry knowledge,
service quality
and fund expertise*

Value Assessment Report

This report describes the value assessment we have carried out for the following funds (the Funds):

IFSL James
Hambro
Barnham Broom
Fund



IFSL James
Hambro Master
Fund



IFSL James
Hambro Penrhos
Fund



IFSL James
Hambro Rires
Fund



1. The Value Assessment Report



Dear Investors,

Investment Fund Services Ltd (IFSL) is the authorised fund management company (AFM) for the Funds covered by this report. As the AFM, we are responsible for operating the Funds in the interests of our investors. Producing this report is an important way in which we discharge that responsibility. We are also accountable to our regulator, the Financial Conduct Authority (FCA).

We carry out a value assessment at least yearly for each of our funds. The team who carry out the value assessments includes two independent non-executive directors. A part of this independent challenge is to ensure particular regard is given to investor outcomes. As Chair of our Board of Directors, I have responsibility to ensure we carry out these value assessments.

The purpose of the value assessment is to consider whether the payments that the prospectus allows to be taken from the Funds, are justified in the context of the overall value delivered to investors. After each assessment, we publish this report to provide you with our conclusions and explanations about its key aspects.

When carrying out the value assessment, we have been guided by three key considerations. These are:

- The rules of the FCA.
- Making the report meaningful for investors.
- The importance of measuring value and not just cost.

Each are now explained in more detail.

1. The rules of the FCA

These require us to consider certain minimum criteria. There are seven set by the FCA.

FCA Value Assessment Criteria	Summary of FCA Value Assessment Criteria
Performance	Are the funds performing against their investment objectives?
Comparable Market Rates	Are the funds priced similarly to competitors?
Comparable Services	Are funds priced reasonably compared to other products with similar investment strategies?
AFM Costs	Are fees charged to investors reasonable and appropriate?
Economies of Scale	Are economies of scale generated and passed on to investors?
Quality of Service	Does the range and quality of service offer value?
Classes of Units	Are investors in the cheapest available unit class based on their characteristics?

Each is considered under its own heading in the following pages.

We are not limited to the seven that are prescribed but to date we have found they are sufficiently broad to allow us to carry out the value assessment. We keep this under review.

II. Making the report meaningful for investors

We aim to provide an assessment that is meaningful for all investors. We recognise individuals will have their own reasons for holding the Funds and their own specific goals. We have been guided by the following considerations for the Funds:

- The specific investment objectives as set out in the prospectus.
- The investment policies and strategies.
- Any relevant benchmarks, including any against which performance is measured.
- The Fund's target market (the types of investors who could be expected to consider buying it).

We have considered these factors as at 31 March 2024, not merely across a single year but particularly in relation to performance - across timescales which better reflect the periods over which investors could be expected to hold the Funds.

III. The difference between assessing value and simply measuring cost

We believe that the best value for investors does not necessarily mean simply the lowest costs.

As an example, all the Funds in this report are actively managed. This means the investment manager chooses which investments to make, based on their own research and processes. This approach can be expected to result in higher costs being taken from the Funds than for passive funds. Passive funds are where investments are chosen based on an index or because of the size of the company, for example, and are not based on a decision by an investment manager. However, while we consider the higher costs as part of the value assessment, we will also look at other factors, such as the actual returns achieved for investors, which are net of these costs.

Nevertheless, we are clear that any value assessment includes an assessment of the controls over costs borne by the Funds.

In closing, we remind you that the value of your investment can fall or rise and it can do so daily. The Funds are exposed to stock markets and market conditions can change rapidly resulting in volatile price movements and being affected unpredictably by diverse factors, including political and economic events. In addition, inflation will, over time, reduce the value of your investments in real terms.

We carried out our assessment with performance figures as at 31 March 2024. You can always find up to date performance figures on our website or from your adviser or platform.

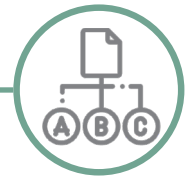
We hope in turn you find this report of value. All of us at IFSL welcome any feedback on how to improve these reports for the future.

With my kind regards,

Katherine Damsell

Independent non-executive Chair of the Board

2. The characteristics of the Funds



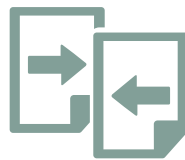
When we described our approach above, we said we considered the objectives and investment policies. In this section we summarise these characteristics for each of the Funds. Under each Fund name we set out the objective and the benchmark against which you can assess the performance of the Fund.

There can be three types of benchmark and these are explained below.

The benchmarks



A 'target' benchmark is used to define a fund's target performance.



A 'comparator' benchmark is used as a performance comparator for a fund.



A 'constraint' benchmark restricts the composition of a Portfolio.

The latest version of the above information can always be read by looking at the Key Investor Information Document. These are available on our website at www.ifslfunds.com. They also set out the investment policy, which explains in more detail how each Fund aims to achieve its objective.

IFSL James Hambro Barnham Broom Fund

Investment objective

The aim of the Fund is to grow the value of your investment over a period of at least 5 years, through both capital growth, which is profit on investments, and income, which is money paid out from an investment, such as interest and dividends.

Benchmarks

Comparator - IA Mixed Investment 40-85% Shares sector

Constraint - N/A

Target - N/A

IFSL James Hambro Master Fund

Investment objective

The Fund aims to provide income, that is, money paid out from an investment such as dividends from shares or interest from bonds. The Fund aims to grow the total annual income distribution per share paid out to Shareholders, in line with inflation, measured using the UK Consumer Price Index (UK CPI), each year. The Fund also aims to increase the value of an investment over a minimum of 10 years.

Benchmarks

Comparator - IA Flexible Sector

Constraint - N/A

Target - Increase annual income distribution payments in line with UK CPI

IFSL James Hambro Penrhos Fund

Investment objective

The aim of the Fund is to grow the value of your investment over a period of at least 5 years, through both capital growth, which is profit on investments, and income, which is money paid out from an investment, such as interest and dividends.

Benchmarks

Comparator - IA Mixed Investment 40-85% Shares sector

Constraint - N/A

Target - N/A

IFSL James Hambro Rires Fund

Investment objective

The aim of the Fund is to grow the value of our investment over a period of at least 5 years, through both capital growth, which is profit on investments, and income, which is money paid out from an investment, such as interest and dividends.

Benchmarks

Comparator - IA Mixed Investment 40-85% Shares sector

Constraint - N/A

Target - N/A

3. Range and quality of services



What have we considered?

In this section we have considered the first area of the value assessment. This covers the quality of service we provide and the quality of service provided by any person to which any aspect of the Funds' management has been delegated or who provides services to us.

How have we made our assessment?

We have reviewed and given consideration to the services delivered and how they affect investors and the delivery of each Funds' objective. We also give consideration to the quality of the service delivered by IFSL and each external provider.

We have considered, as we do for all value assessments, whether they have been managed within their investment restrictions and if there have been any operational errors or complaints. This is reviewed by fund and by Share Class if more than one Share Class exists.

We have reported under three subsections:

Services in relation to required independent third parties - Depository, Custodian and Auditor.

Other third parties - The Investment Manager and the Sponsor

In-house functions - Our own provision of services to the Funds

In this part of our assessment, if there are any material distinctions between the Funds or the share classes within the Funds, we will specify this.

Services in relation to required independent third parties

The following section considers the required independent third-party service providers: the Depositary, the Custodian and the Auditor.

The Depositary

The Depositary is an independent entity charged with various regulatory responsibilities to the Funds. It is a key part of the oversight of these Funds.

The Depositary is paid from the Fund it oversees directly under the terms of the prospectus. Its fees are shown in the statutory accounts.

As AFM we are responsible for selecting the Depositary, negotiating its fees and other commercial terms and for monitoring its performance and suitability on an ongoing basis.

In order to ensure we receive a good level of service we only work with a limited number of Depositaries at any one time. There are presently two across the entire range of funds for which we are the AFM. The Depositary for these Funds is NatWest Trustee & Depositary Services Limited (NatWest).

We have assessed the Depositary based on a mix of criteria including but not limited to:

- size and reputation within the industry
- geographical relevance for the Funds' strategies and investors
- service levels
- history of interactions
- resource and expertise
- costs and charges

Our interactions with them lead to constructive dialogue and challenge as we at IFSL work in collaboration with them to prioritise good outcomes for our fund investors.

The costs chargeable to the Funds by NatWest were last reviewed formally by us in the first quarter of 2023. This resulted in a lower fee being applied to the funds under management with IFSL. We regularly check the fees paid to our service providers to ensure they deliver value when considered against the service we receive.

The Custodian

The Custodian is an independent entity responsible for holding the assets of the Funds. Again, this role is key in ensuring good outcomes for investors.

The Custodian is paid from these Funds directly under the terms of the prospectus. Its fees are shown in the statutory accounts. It is appointed by the Depositary but will be selected, and commercial terms will be negotiated and agreed, by us as the AFM.

Along with the Depositary, we review and monitor the performance of the Custodian and review the charges made to the Funds.

In order to ensure we receive a good level of service we only work with a very limited number of Custodians at any one time. There are presently two across the entire range of funds for which we are the AFM. The Custodian for the Funds is Caceis bank (previously known as RBC Investor Services Trust prior to 10 February 2024).

We have assessed the Custodian based on a mix of criteria including but not limited to:

- size and reputation within the industry
- geographical relevance for the Funds' strategies and investors
- service levels
- history of interactions
- resource and expertise
- costs and charges

We at IFSL work in collaboration with them to prioritise good outcomes for our investors.

We regularly check the fees paid and compare these against our other service providers to ensure they deliver value when considered against the service we receive and fees achieved by other funds for which we are AFM. We last carried out this review of the costs chargeable to the Funds by the Custodian during the first quarter of 2023. This resulted in a lower fee being applied to the funds under management with IFSL.

The Auditor

The Auditor is an independent entity responsible for auditing the financial statements of the Funds.

The Auditor is paid from the Funds directly under the terms of the prospectus. Its fees are shown in the statutory accounts.

It is selected and appointed by us, as AFM, and we are responsible for negotiating the commercial terms, including the audit fees they charge.

We have assessed the auditors based on a mix of criteria including but not limited to:

- size and reputation within the industry
- expertise, scale and involvement with regulatory and industry change
- appropriateness to overall business scale
- appropriateness for the range of funds for which we are AFM

We regularly check the fees paid and compare these against other service providers to ensure they deliver value when considered against the service we receive and the fees achieved by other funds for which we are AFM. We have regular interaction with the Auditor and remain confident that the fee is fair based upon the service received, including having considered each of the factors above.

Other third parties - appointments and outsourcing

This section refers to the delegation of certain functions to, or the appointment of, an external entity. Such arrangements are not required by regulation but may be entered into at our discretion.

The Investment Manager and Sponsor

We have appointed James Hambro & Partners LLP (James Hambro) to manage the investments within the Funds. James Hambro are also the Sponsor and are responsible for the promotion and distribution of the these Funds. James Hambro receives a share of the annual management charge payable to us under the terms of the prospectus.

We have assessed the services of the Investment Manager and Sponsor based on a mix of criteria including but not limited to:

- resource and expertise
- investment research, which is funded by James Hambro and is not an additional charge to the Funds
- its control of transaction costs (which the Funds pay) and how trades are executed
- whether the Funds have been managed within their investment restrictions
- a review of any operational errors or complaints
- the timeliness with which complete and accurate data is provided to us
- how the Funds are distributed

Having regard to these factors and our oversight and governance more generally, we are satisfied with the services provided to the Funds.

The results of our review of the services provided, with regard to the outcomes delivered versus each Fund's objectives and the manner in which they were delivered, are discussed in more detail under the 'Performance' section.

In-house functions - the quality of our own services

Governance and oversight

We dedicate senior manager and board level resource to our governance structures, including Product Governance, Investment, Risk and other operational committees. Combined with our model of running most services in-house, we believe that this level of governance helps us to safeguard the best interests of investors.

As AFM, we are responsible for overseeing any party that provides services to our funds and agreeing commercial terms for those services. We continuously review our service providers to ensure they continue to meet the high standards we expect for our investors.

Administration

In the UK fund industry, it is not uncommon for an AFM to use third parties to carry out fund administration services. This may include dealing and settling purchases and sales of units in the funds, calculating the funds' dealing prices and maintaining the register of unit-holders in the funds.

We maintain our own systems and resources in order to carry these activities out ourselves. We do this so that we are able to retain specialist operational expertise and maintain transparency in our processes. This also means we can direct investment into our people and our technology in a cost effective manner, which we feel brings benefits to investors.

Investor communications and relations with investors

We have a dedicated investor support team and, with the exception of some printing and publication work, all communication with investors is conducted by in-house staff, who provide support and information to investors and their intermediaries. Working alongside our fund administration staff, this team benefit from technical training and specialist knowledge, enabling them to provide an efficient and responsive service for our investors.

Additional competencies

In addition to our in-house expertise we maintain close relationships with recognised specialist law firms, accountants, trade bodies and training providers to maintain an up-to-date understanding of legal and regulatory expectations and best practice.

Conclusion

Overall, we are satisfied with the quality of services provided to investors by third parties and in-house.

4. Performance



When assessing the value represented by the Funds performance achieved over the past twelve months we have considered an in depth package of information. This allows us to consider the performance having regard to the investment objective (and policy) of each Fund. A fund's objective may envisage that success is to be measured over a period greater than a year. For example, it may say that a fund aims to grow your investment over a 5 year period. We bear such timescales in mind in forming our assessments of performance.

Within the above context, for each Fund, we consider the:

- comparative outcome relative to their benchmark;
- volatility (a measure that considers how often, and by how much, the value of an investment goes up and down relative to its average or to a benchmark);
- performance relative to a range of industry standard risk adjusted measures of performance;
- the investment management activities and strategies undertaken by the Investment Manager.

The objectives for these Funds are set out in Section 2. Full information including the Funds' objectives and investment policies can be found in the Key Investor Information Document. These are available on our website at www.ifslfunds.com.

IFSL James Hambro Barnham Broom Fund

Fund	1 Year	3 Years	5 Years
IFSL James Hambro Barnham Broom Fund	9.0%	11.1%	29.3%
IA Mixed Investment 40-85% shares sector	10.1%	10.7%	29.2%

Data Cumulative Returns as 31.03.2024

Conclusion

The Fund's objective is to grow the value of your investment over a period of at least 5 years, through both capital growth, which is profit on investments, and income, which is money paid out from an investment, such as interest and dividends. Over the most recent 12-month period the Fund achieved this objective however, when compared to its comparator benchmark, the IA Mixed Investment 40-85% Shares Sector, the Fund underperformed.

Over the longer term the Fund has produced a positive return and also outperformed it's comparator benchmark over both the 3-year and 5-year period.

Overall, we are satisfied with the performance delivered to investors.

IFSL James Hambro Master Fund

Annual distribution rate (pence per share)	2020	2021	2022	2023	2024
Actual distribution	4.39p	4.74p	7.37p	9.09p	9.06p
Target distribution	3.93p	4.42p	5.07p	8.11p	9.38p

Each annual distribution includes the 31st September and 31st March distribution payment

Performance	1 Year	3 Years	5 Years	10 Years
IFSL James Hambro Master Fund	9.8%	16.2%	30.5%	81.7%
IA Flexible Sector	10.1%	11.0%	32.1%	78.1%

Data Cumulative Returns as 31.03.2024

Conclusion

The Fund's objective is to provide income, that is, money paid out from an investment such as dividends from shares or interest from bonds. The Fund aims to grow the total annual income distribution per share paid out to Shareholders, in line with inflation, measured using the UK Consumer Price Index, each year. The Fund also aims to increase the value of an investment over a minimum of 10 years.

Over the most recent 12-month period the Fund did not grow income in line with inflation, however, has a track record of achieving its objective over the longer term.

In terms of the combined income and growth objective with income reinvested, the Fund achieved this by producing a positive return for all time periods. When comparing the Funds' performance relative to its comparator benchmark, which is the IA Flexible Investment Sector, the Fund underperformed over the most recent 12-month period, however, outperformed over the 10-year period.

Overall, we are satisfied with the performance delivered to investors.

IFSL James Hambro Penrhos Fund

Performance	1 Year	3 Years	5 Years
IFSL James Hambro Penrhos Fund	8.4%	9.5%	25.3%
IA Mixed Investment 40-85% shares sector	10.1%	10.7%	29.2%

Data Cumulative Returns as 31.03.2024

Conclusion

The Fund's objective is to grow the value of your investment over a period of at least 5 years, through both capital growth, which is profit on investments, and income, which is money paid out from an investment, such as interest and dividends.

Over the most recent 12-month period the Fund achieved this objective however, when compared to its comparator benchmark, the IA Mixed Investment 40-85% Shares Sector, the Fund underperformed. The Fund also produced a positive return over the longer term, although has underperformed its comparator benchmark. This was due to the Fund having a lower exposure to US technology stocks which have performed well over the period.

Having considered the level of under performance and other decisions made by the Investment Manager, we are satisfied with the performance delivered to investors.

IFSL James Hambro Rires Fund

Performance	1 Year	3 Years	5 Years
IFSL James Hambro Rires Fund	9.0%	10.3%	21.7%
IA Mixed Investment 40-85% shares sector	10.1%	10.7%	29.2%

Data Cumulative Returns as 31.03.2024

Conclusion

The Fund's objective is to grow the value of your investment over a period of at least 5 years, through both capital growth, which is profit on investments, and income, which is money paid out from an investment, such as interest and dividends.

Over the most recent 12-month period the Fund achieved this objective however, when compared to its comparator benchmark, the IA Mixed Investment 40-85% Shares Sector, the Fund underperformed. Over the longer term, the Fund also produced a positive return, although has underperformed against its comparator benchmark. This was due to the Fund having a lower exposure to US technology stocks which have performed well over the period.

Having considered the level of under performance and other decisions made by the Investment Manager, we are satisfied with the performance delivered to investors.

Important Information

Capital is at risk. Past performance is not a guide to the future performance. Investments can go down as well as up and investors may not get back the amount originally invested. This can be as a result of market movements and exchange rates between currencies.

These Funds are exposed to stock markets and market conditions can change rapidly. Prices can move irrationally and be affected unpredictably by diverse factors, including political and economic events.

The Funds have exposure to bonds, the prices of which will be impacted by factors including; changes in interest rates, inflation expectations and perceived credit quality. When interest rates rise, bond values generally fall. This risk is generally greater for longer term bonds and for bonds with perceived lower credit quality.

The Funds may have exposure to overseas markets, either directly or indirectly, and is therefore exposed to currency risk. As a result, the value of your investment can be affected by changes in exchange rates.

The Funds may be exposed to the shares of smaller companies which are typically riskier than larger, more established companies. Difficulty in trading may arise, resulting in a negative impact on your investment. Shares in smaller companies may be harder to sell at a desired price and/or in a timely manner, especially in difficult market conditions.

The Funds may be exposed to emerging markets, which are typically riskier than more established markets, as they can involve a higher than average risk due to the volatility of currency exchange rates, limited geographic focus, investment in a smaller number of issues, political and economic instability and less liquid markets. Difficulty in trading may arise, resulting in a negative impact on your investment.

In certain market conditions some assets may be less predictable than usual. This may make it harder to sell the underlying assets of the Funds at a desired price and/or in a timely manner. In extreme market conditions, redemptions in the underlying funds or each Fund may be deferred or suspended.

A more detailed description of the risks that apply to the Funds can be found in the prospectus. You are required to read the Key Investor Information Document (KIID) before making an investment. The KIID and prospectus for all funds are available free of charge at www.ifslfunds.com or by calling 0808 178 9321.

5. AFM costs in general



What have we considered?

We have considered each component of the ongoing charges figure (OCF). These are described below and investors can find a detailed breakdown of the actual amounts paid for each in the latest annual report and accounts.

The components are as follows:

Annual management charge

This is a percentage fee paid to the AFM and the Investment Manager.

All of the following fees are also paid out of the annual management charge above, with the exception of the IFSL James Hambro Penrhos Fund, where they are charged to the Fund separately.

Depositary fee

This is a percentage fee paid to the Depositary.

Custody fee

This is a combination of a percentage fee and fixed, transaction-based fees paid to the Custodian.

Audit fee

This is a fixed annual fee paid to the Auditor.

Administration and Registrar Fee

This is a small fixed annual fee per shareholder account, paid to the AFM for maintaining the register of shareholders.

KIID update fee

This is a fixed annual fee paid to cover the cost of reviewing and updating the key investor information document (KIID) for each of the Funds.

FCA fees

This is a fixed annual fee paid to the FCA for its role as regulator of IFSL and the Funds.

Fund Accounting and Valuation fee

This is an activity based fee paid to us as AFM for the fund accounting and valuation of the Funds. This fee does not apply to the IFSL James Hambro Penrhos Fund.

Ongoing charges figures per fund

Fund	Ongoing Charges Figure (OCF)
IFSL James Hambro Barnham Broom Fund	1.22%
IFSL James Hambro Master Fund	0.76%
IFSL James Hambro Penrhos Fund	1.54%
IFSL James Hambro Rires Fund	1.24%

The ongoing charge figures above are based on actual expenses for the year ending 31 March 2024. They cover all aspects of operating the Funds during the year, including the fees paid as described at the start of this section 5. It does not include payments to your financial adviser and/or any other firm through which you invest, you pay for their services directly.

The Funds invest in other collective investment schemes, or funds. We have not directly considered the costs of these underlying funds, but their selection and suitability are part of our assessment of the quality of service provided by the Investment Manager and of the performance of the Funds. The OCF figures above, and the performance of the Funds, all take account of the underlying costs of these investments (i.e. performance is reviewed net of all charges). We take this into consideration when comparing with other funds in the peer group, which may not have this if they do not invest in other funds.

Other charges applied to the funds

The IFSL James Hambro Barnham Broom, Master, Penrhos and Rires Funds have an initial charge and an exit charge of 10%. The Funds are designed for specific clients of the Investment Manager and Sponsor and so, as is standard industry practice, we use these charges to discourage investment by others. As a result, the intended distribution to limited investors has been achieved and no investor has paid the initial or exit charges.

Conclusion

We are satisfied with the cost of the services provided to the Funds.

6. Comparable market rates



Periodically we review the fees we pay to third parties.

The comparable market rates for Depositories, Custodians and Auditors are subject to a degree of commercial confidentiality. Nevertheless experience of past fees, the tender or review processes we use and our own awareness of the market mean that we believe our approach secures the best value for money when these contracts are reviewed or re-tendered; and that we review and re-tender with a reasonable frequency given the nature of the relationships and different costs of moving suppliers.

Depositories commonly structure their fees on an ad-valorem basis, which means fees are based on the size of the fund. We keep these fees under review to ensure that they remain competitive and that they represent good value for investors.

We have considered the fees which are paid to the Investment Manager and Sponsor against those of similar services provided to other funds for which we are AFM.

The market rates for independent AFMs are also subject to a degree of commercial confidentiality and will vary depending on the size and type of fund. Contracts are commercially negotiated and reflect the competitive nature of the independent AFM market. Fund sponsors typically conduct full tendering processes and can move the Funds to other independent AFMs. This ensures that IFSL remains competitive and offers value for investors.

In making our assessment of the overall costs, we have also compared the OCF for the Funds with other similar funds in the market.

Conclusion

We are satisfied that the fees are reasonable in regard to the factors above.

7. Comparable services



With regard to AFM services, IFSL provides comparable services to other fund ranges.

While the charging structure will vary depending on the size, nature and risks involved with particular funds, the fees paid by these Funds are similar to those paid by other comparable funds within our range.

We also consider comparable services offered by the third party providers to the Funds, such as the Investment Manager. Where providers do offer comparable services we ask them to outline the key differences in charging and service, so that we can ensure good value is delivered to fund investors when compared against alternative products and services available elsewhere from the same provider.

Conclusion

We are satisfied that the costs are reasonable and appropriate having regard to the factors above.

8. Economies of scale



What have we considered?

We have considered two different types of economies of scale relating to:

The size and scale of the funds

Larger funds are more profitable to us, in some cases we are charging a minimum fee to a fund until it grows in size.

Certain services have fixed or minimum fees. This means that as funds grow they benefit from their increase in scale as the effect of those fees on costs and charges reduces. We seek to ensure that each fund offers value to investors and is commercially viable in its own right taking in to account the impact of any fixed or minimum fees.

The size and scale of IFSL as AFM

The second area of economies of scale is where we can negotiate terms for the large number of different funds for which we act as AFM. IFSL is AFM to over 80 funds with more than £15 billion under management. We use this scale to negotiate fees wherever we think it is in the interests of all the funds affected. We discuss with our suppliers the need to ensure that fees are fairly and transparently spread across all the funds.

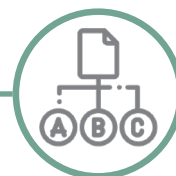
Depositary relationships are negotiated across multiple funds to achieve the best possible rates. IFSL negotiate Depositary fees on an appropriate sliding scale, with lower percentage fees applying as the Funds reach certain thresholds, ensuring economies of scale apply directly to the benefit of these Funds and the investors.

Conclusion

We are satisfied that economies of scale are being passed onto investors where these are being achieved.

9. Share classes

Each of the IFSL James Hambro Funds has a single share class so there are no different share classes with different features to consider.



10. Our conclusion

We are satisfied that the charges taken from the Funds are justified in the context of the overall value delivered to investors.

